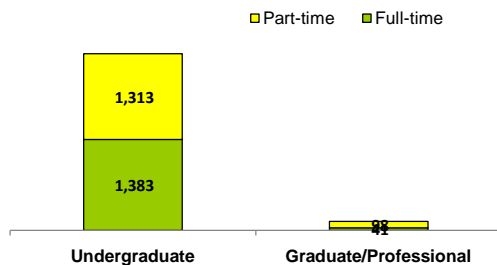


IU Kokomo is dedicated to developing a campus that provides "Knowledge that Works". By that, we mean we inspire our students to become more engaged in their education and provide opportunity for them to become more committed to their communities, and we challenge them with real-world learning situations. We are committed to STUDENT LEARNING, REGIONAL ENGAGEMENT, DIVERSITY, INNOVATION, AND ONGOING ASSESSMENT.

## Student Characteristics (Fall 2007)

**TOTAL NUMBER OF STUDENTS** 2,835

### Student Level and Enrollment Status



## Undergraduate Success and Progress Rate

Data used to build graph and table are not yet available

## UNDERGRADUATE PROFILE

**Total** 2,696

### Gender

Women	1,875	70%
Men	821	30%

### Race/Ethnicity

African American / Black	101	4%
American Indian / Alaskan Native	19	1%
Asian / Pacific Islander	30	1%
Hispanic	44	2%
International	11	0%
White	2,411	89%
Race/Ethnicity Unknown	80	3%

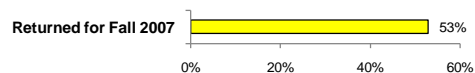
### Geographic Distribution (Degree-Seeking)

Indiana	99%
Other US States & Territories	0%
Other Countries	0%

### Age (Degree-Seeking)

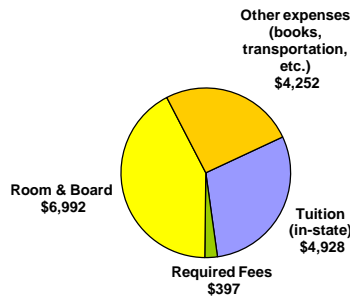
Average Age	27
Percent of Undergraduates Age 25 or Older	44%

### Retention of Fall 2006 First-Time, Full-time Students



**Costs of Attendance and Financial Aid**

Typical Undergraduate Costs per Year Without Financial Aid for Full-Time, In-State Students (2007-08). The Room & Board estimate is for budgeting purposes only. IU Kokomo does not own/operate on- or off-campus housing.



Total: \$16,569

[CLICK HERE](#) for typical out-of-state costs and any discipline-specific tuition

The cost to attend varies based on the individual circumstances of students and may be reduced through grants and scholarships.

[CLICK HERE](#)  
To get a cost estimate for students like you!

**Financial Aid Awarded to Undergraduates (Fall 2006)**

**Overall Financial Aid**

- 61% of Fall 2006 full-time undergraduates received financial aid of some type including need-based loans, work study, and non need-based scholarships.

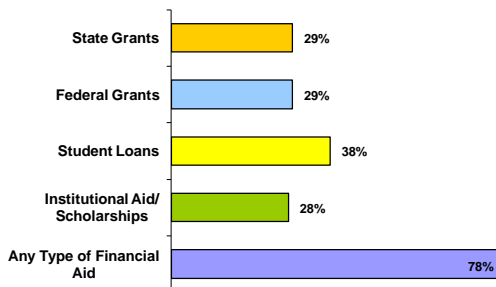
**Annual Need-Based Scholarships & Grants**

- 43% of Fall 2006 full-time undergraduates received need-based grants or scholarships; the average award for the year was \$4,641.

**Annual Need-Based Work-study and Loans**

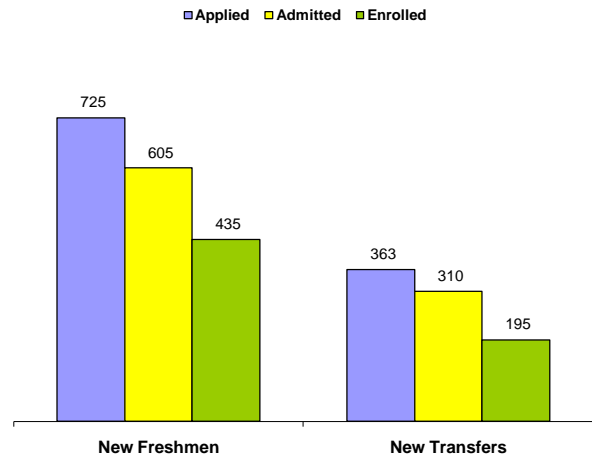
- 39% of Fall 2006 full-time undergraduates received need-based work-study and/or loans (not including parent loans); the average work-study and/or loan for the year was \$3,316.

**Percent of Fall 2006 First-Time Students Receiving Each Type of Financial Aid**



NOTE: Student may receive aid from more than one source.

**Undergraduate Admissions**



**Academic Preparation of New Freshman**

Test(s) Required for Admission: SAT or ACT

**Middle 50% of Test Score Range**

	ACT	SAT
Composite	16-23	
Math	16-21	430-530
English	16-22	
Critical Reading		420-510

50% of admitted students have test scores within the ranges listed, 25% have scores above, and 25% have scores below.

Percent in top 25% of High School Graduating Class	23%
Percent in top 50% of High School Graduating Class	60%
Average High School GPA (4-point scale)	2.85

**Degrees and Areas of Study**

**Degrees Awarded at IU Kokomo in 2006-07**

Associate's	205
Bachelor's	277
Master's	31
<b>Total</b>	<b>513</b>

**Areas of Study with the Largest Number of Undergraduate Degrees Awarded in 2006-07**

Health Professions and Related Sciences	26%
Liberal Arts/General Studies	21%
Business/Marketing	15%
Education	13%
Security and Protective Services	7%
All other degree areas	18%
<b>Total</b>	<b>100%</b>

[CLICK HERE](#) for a list of undergraduate and graduate programs

**The IU Kokomo Community**

IU Kokomo offers a variety of services to enhance student learning and contribute to individual personal growth. Student Development and Campus Life conducts an extensive co-curricular program, including fun and exciting events and activities for students throughout the year. Many activities are designed to extend student learning beyond the classroom, such as our annual Take Back the Night event. In addition, the university offers support services for students with disabilities through University Division, tutoring services through the campus Writing Center, and services for minority students through the Office of Campus Climate. The Office of Career Services provides students and alumni career counseling and classes in career-related skills such as interviewing and resume writing. As a part of Indiana University, the campus offers state of the art computing and Information Technology throughout the campus, and especially in the Learning Commons located in the Library.



**Study at IU Kokomo**

**Classroom Environment**

Students per Faculty	16 to 1
Undergraduate classes with fewer than 30 students	74%
Undergraduate classes with fewer than 50 students	96%

**Full-Time Instructional Faculty**

Total Faculty	94
% Women	57%
% from Minority Groups	9%
% with Highest Degree in Field	65%

**Carnegie Classification of Institutional Characteristics**

**Basic Type**

Baccalaureate Colleges--Diverse Fields

**Size and Setting**

Small four-year, primarily nonresidential

**Enrollment Profile**

Very high undergraduate

**Undergraduate Profile**

Higher part-time four-year

**Undergraduate Instructional Program**

Professions plus arts & sciences, some graduate coexistence

**Graduate Instructional Program**

Postbaccalaureate professional (business dominant)

NOTE: Institutional classifications based on the Carnegie 2005 edition.

[CLICK HERE](#) for more information on Carnegie Classifications.

**Student Housing**

0% of new freshmen live on campus  
0% of all undergraduates live on campus


**Campus Safety** [More](#)

The Office of Safety and Security is committed to providing a safe environment for students, employees, and visitors. Campus police officers assist university officials in enforcing campus rules and regulations, and are vested with the same law enforcement powers and responsibilities as local police. To ensure the safety and security of the campus community, officers patrol the campus regularly. We offer an escort service to parking areas, and safety call boxes are located in all parking lots.

[CLICK HERE](#) for Campus Crime Statistics report.

**Future Plans of Bachelor's Degree Recipients**

Data used to build graph are not yet available



## Student Experiences and Perceptions

Students who are actively involved in their own learning and development are more likely to be successful in college. Colleges and universities offer students a wide variety of opportunities both inside and outside the classroom to become engaged with new ideas, people, and experiences. Institutions measure the effectiveness of these opportunities in a variety of ways to better understand what types of activities and programs students find the most helpful.

[CLICK HERE](#) for examples of how IU Kokomo evaluates the experiences of its students.

In addition, institutions participating in the VSA program measure student involvement on campus using one of four national surveys. Results from the one survey are reported for a common set of questions selected as part of VSA. Following are the selected results from the 2006 National Survey of Student Engagement (NSSE). The questions have been grouped together in categories that are known to contribute to student learning and development. The results reported below are based on the responses of seniors who participated in the survey.

[CLICK HERE](#) for information on survey administration, the survey sample, and the response rate.

[CLICK HERE](#) for information on the NSSE survey.

### Group Learning Experiences

- 91% percent of seniors worked with classmates on assignments outside of class.
- 61% of seniors tutored or taught other students
- 7% of seniors spent at least 6 hours per week participating in co-curricular activities such as student organizations and intramural sports

### Active Learning Experiences

- 78% of seniors spent at least 6 hours per week preparing for class
- 11% of seniors worked on a research project with a faculty member
- 49% of seniors participated in an internship, practicum, or field experience
- 52% of seniors participated in community service or volunteer work
- 3% of seniors participated in study abroad
- 95% of seniors made at least one class presentation last year

### Institutional Commitment to Student Learning and Success

- 95% of seniors believe this institution provides support for student success
- 54% of seniors rated the quality of academic advising at this institution as good or excellent
- 54% of seniors reported that this institution provided help in coping with work, family and other non-academic responsibilities
- 97% of seniors reported working harder than they thought they could to meet an instructor's standards or expectations

### Student Satisfaction

- 80% of seniors would attend this institution if they started over again
- 87% of seniors rated their entire educational experience as good or excellent
- 86% of seniors reported that other students were friendly or supportive

### Student Interaction with Campus Faculty and Staff

- 46% of seniors believed that the campus staff were helpful, considerate, or flexible
- 88% of seniors believed that faculty are available, helpful, or sympathetic
- 98% of seniors reported that faculty members provided prompt feedback on their academic performance
- 69% of seniors discussed readings or ideas with faculty members outside of class

### Experiences with Diverse Groups of People and Ideas

- 65% of seniors reported that they often tried to understand someone else's point of view
- 84% of seniors reported their experience at this institution contributed to their understanding people of other racial and ethnic backgrounds
- 36% of seniors often had serious conversations with students of a different race or ethnicity

## Student Learning Outcomes

All colleges and universities use multiple approaches to measure student learning. Many of these are specific to particular disciplines, many are coordinated with accrediting agencies, and many are based on outcomes after students have graduated. In addition, those institutions participating in the VSA measure increases in critical thinking, analytic reasoning, and written communication using one of three tests.

### Student Learning Assessment at IU Kokomo

As a reflection of our commitment to student success, the IU Kokomo community engages in ongoing, systematic assessment of student learning. This process gives faculty information on the effectiveness of academic programs in meeting their student learning goals and provides guidance for enhancing those programs. Faculty members in each degree program develop student learning outcomes for the program and are responsible for assessing whether students have attained those outcomes. As part of this process, students may be asked to participate in activities such as surveys, standardized exams, or focus groups. In addition, student performance on exams, quizzes, papers, or other assignments in a course may be used to assess learning outcomes. In all cases, the purpose is to assess the effectiveness of the program as a whole in achieving its goals for student learning.

[CLICK HERE](#) for examples of student learning assessment and outcomes at IU Kokomo

### Pilot Project to Measure Core Learning Outcomes

Results from the pilot project using one of the three learning outcomes tests are not yet available.